



SWEBEN

PRECISION BENDING, SIMPLIFIED



SECTION BENDING MACHINES

WWW.SWEBEN.COM





SECTION BENDING

SweBend Section Bending machines are engineered and built to be the strongest machines available from any manufacturer. These machines will always produce the highest drive torque and generate the most bending force compared to any other similar sized machine. This means bending jobs can be completed in fewer passes and often with less deformation, resulting in greater efficiency and the highest ROI compared to any competitive machine.



✔ Compact design

SweBend Section Bending machines are designed to have the best possible geometry for the application, which equates to a compact design. As all bending machine operators are well aware, it is important to minimize the distance between bending rolls and guide rolls in order to reduce the amount of scrap. With a machine from Swebend, you can be sure to get the most compact & sturdy machine design on the market.



✔ Developed with decades of experience

In the last few years, some plate roll manufacturers have decided to also produce Section Bending machines. They've come to realize the unexpected difficulties in this undertaking. A Section Bending machine is a complex unit which demands thorough knowledge to successfully optimize the machine for all type of jobs and applications a job shop will face in their daily business. At SweBend we have this unique know-how and understanding which is also one important reason why virtually **all the leading bending companies in the world**, choose to work with us rather than our competitors.



✔ Eliminate flat ends

Through Swedish engineering SweBend has proven to be THE best at virtually eliminating flat ends for solid sections. Our machines produce high enough forces from the bending rolls to reduce the flat ends to a bare minimum. No matter what anyone tells you, in the end, reducing the length of flat ends comes down to raw bending force, and SweBend use Swedish manufacturing standards and unmatched competence to produce the strongest machines with the highest roll power on the market.



UNMATCHED FREEDOM

All models with hydraulic variable speed drive are equipped with the SweBend Bluetooth Control unit, which is a hand-held wireless control unit that gives the operator complete freedom to control all functions on the machine from the most advantageous and safest position



POWERFUL CONTROL

Equip your machine with our perfectly tuned and operator-friendly SEVEN CNC control system that will ensure market leading quality, greatly reduce previous production times and reduce learning time & skill training. Ask us about it!



All machine sizes are designed with the know-how SweBend engineers achieved over a long period of years and with extra attention to even the smallest details that truly will make a big difference in the long run. Anyone can build a Section Bending machine but very few know what is required to achieve market-leading performance and make it last, for decades!



SWEBEND

SweBend's machines are all developed with Swedish engineering, built by Swedish manufacturing standards and primed through years of success building high quality machines.

ADVANTAGES OF SWEBEND SECTION BENDING MACHINES

- Heavily proportioned stress-relieved main frame and components. This helps increase stiffness and reduce flexing of the machine, insuring optimal bending results
- Largest roll shafts of any comparably sized machine. This helps minimize shaft deflection even under maximum load, allowing you to produce a better rolled product.
- More drive torque than any comparably sized machine.
- Most powerful bending forces generated by the two lower (rear) rolls. Together with the highest drive torque, productivity is increased and your rolling jobs are completed faster.
- Only genuine SKF bearings used throughout the machine.
- World famous Swedish steel used for all roll tooling.

OUR MACHINES, TAILORED FOR YOU

We can customize all our models to produce the desired bending result. And with decades of total experience within our design and engineering departments, you can be assured that the results will meet or even exceed your expectations.



SPECIAL REQUIREMENTS

With our standard range of models as a foundation, we design & produce custom-built and adapted Section Bending machines for specific customer needs. This can mean producing a machine with a unique roll diameter, special roll length or even a customized shape of the rolls. Request help with integrating the machine in your product line, demand special features and ask for what you think is impossible; we'll gladly prove you wrong!



MADE IN SWEDEN - BECAUSE QUALITY MATTERS

Made in Sweden means a machine that guarantees the highest quality in all details resulting in longer lifetime, less maintenance & repairs, higher output, better production quality and an unmatched return-on-investment!



THE SB3 SERIES

SB3B (Section Bending 3 roll Basic) series offers four different models ranging in capacity from 7 to 60 cm³ (0.4 to 3.7 in.³). The machines are extremely sturdy in design and have more power compared to any other comparably sized Section Bending machine on the market. They feature guide rolls that follow the main bending rolls and are mechanically adjusted to support the material as it enters the machine and to facilitate the rolling of asymmetric sections like angle iron.

Guide roll units also have a small guide roll "Dolly roll" which is often used to untwist angle rolled with leg in


Digital readouts, portable & stationary control

Easy angle rolling with strong & adjustable guide rolls



THE SB3 SERIES

SB3B-105 with special equipment to produce flat bar spirals ("augers")



SB3S (Section Bending 3 roll Special) series offers thirteen different models ranging from 7 to 18,000 cm³ (0.4 to 1100 in³). These machines are extremely sturdy in design and have more power compared to any other Section Bending machine on the market. These machines feature hydraulically operated guide rolls.

SweBend offers two different versions with hydraulically operated guide rolls, SB3S-XXX and SB3-XXX-S, where XXX is the diameter of the top roll shaft in mm.



● **SB3-XXX-S** features hydraulically operated guide rolls that are journaled in the machine frame and are independently adjustable in three axes; in/out of the machine frame, in the plane of rolling and around their axis of rotation



● **SB3S-XXX** features hydraulically operated guide rolls that are journaled together with the swing arms of the main bending rolls and automatically follow the adjustment of the lower rolls. The guide rolls are adjustable in&out of the machine frame and around their axis of rotation. For added capabilities, the guide rolls can also be optionally equipped with hydraulically powered traverse axis for fine adjustments in the plane of rolling.



























On models SB3S-XXX it is possible to have the guide rolls adjustable also in the plane of rolling. (traverse)









































Rolling a HEA800 in a variable geometry Section Bending machine

● **SB3-360S**



| MAIN FEATURES | SB3B | SB3S |
|---|---|---|
| Three roll double pinch (pinch/pyramid) design allowing prebending in both directions |  |  |
| Highest available lower (rear) roll power (=bending power). Lower rolls hydraulically adjustable. |  |  |
| Tiltable guide rolls, which move together with the main bending rolls, enable better results when rolling asymmetrical sections like angle iron with leg-out or leg-in (see below). Includes leg-in attachment. (Dolly rolls) |  | |
| Robustly designed and engineered hydraulically operated guide rolls. Includes leg-in attachment. (Dolly rolls) | |  |
| Planetary gearbox on all machine sizes ensures maximum drive torque. Other manufacturers may use worm gear boxes which produce less drive torque. |  |  |
| Wireless Bluetooth control unit to control all machine functions. (excl. SB3B-55,65,75) |  |  |
| Combined execution, permitting operation with either vertical or horizontal roll shafts. Standard up to -105 & optional on larger models |  |  |
| Mechanical single speed drive on Models SB3B-55, SB3B-65 and SB3B-75. |  | |
| Hydraulic variable speed drive on SB3-85 and larger models |  |  |
| All three rolls driven at all times, regardless of the position of the bending rolls. Speed compensation of the three rolls on all models |  |  |
| Digital readouts displaying the position of the two adjustable rolls. |  |  |
| Induction hardened roll tooling made only from high-quality Swedish steel for rolling angles leg-out and leg-in, T-bar, flat bar on edge and on flat, square bar and small round bar. |  |  |
| Only SKF bearings used in all journals. |  |  |



| Optional | SB3B | SB3S |
|--|---|---|
| Customized tooling for almost any bendable section or extrusion. |  |  |
| Rolls for pipe and round tubing. Rolls can be configured to fit one, two or even three sizes of pipe or tubing as they may fit. |  |  |
| Rolls for beams and channel rolled the easy way. One set covers the capacity range of the machine. |  |  |
| Special rolls made from nylon or other material to avoid marring or scratching your material. |  |  |
| Rolls for square and rectangular tubing with corner radius to fit your tubing sizes. |  |  |
| Special internal support rolls and external oversized rolls for stabilizing angles rolled leg-in or leg-out. |  |  |
| Universal rolls in place of the standard rolls. Besides also accommodating beams and channels rolled the easy way, this tooling set is designed to be reconfigured quickly for rolling different sections without the need to remove the tooling from the machine. |  |  |
| Hydraulic variable speed drive for rotation on Models -55, -65 and -75. |  |  |
| Separate hydraulic drive for the top shaft for Models SB3S-55 up to SB3S-105. | |  |
| Wireless control unit (Bluetooth) on Models SB3S-55, SB3S-65 and SB3S-75 (including basic versions of same size) when equipped with optional hydraulic variable speed drive. |  |  |
| Micro-hydraulic adjustment of the lower rolls, allowing fine adjustment even under load. |  |  |
| Separate hydraulic power pack. |  |  |
| Air-over-oil cooler. |  |  |
| Higher rotation speeds with full drive torque throughout the speed range. |  |  |
| Extended roll shafts to accommodate tooling for wider sections. |  |  |
| Spiral rolling attachments for round pipe, tubing or flat bar on edge, including the possibility to add a pitch to the spiral rolled coil. |  |  |
| Special half-pipe forming attachment to form and roll half-pipe from flat stock. |  |  |
| Hydraulic pulling roll, used when rolling beams and channels the hard way (X-X axis). | |  |
| Mandrel bending system for hollow profiles. | |  |
| Hydraulically operated guide rolls |  | |
| Hydraulically powered pushing roll to stabilize sections like angle rolled leg-in. |  |  |



SB3B-65 with high speed package
& safety cage

L200x200x20 in the Vertical Section Bending machine
VSB3-400-3200





SB3 SERIES CAPACITIES

| Model Name / Size | | SB3-55 | SB3-65 | SB3-75 | SB3-85S | SB3-105 | SB3S-140/SB3-140S |
|---|-----------------|------------------------------|------------------------------|------------------------------|-------------|------------------------------|-------------------|
| Rated capacity | in ³ | 0.45 | 0.67 | 1.1 | 2.2 | 3.7 | 7 |
| Max capacity solid sections | in ² | 0.45 | 0.67 | 1.0 | 1.8 | 3.1 | 5 |
| Max capacity hollow sections | in ³ | 0.45 | 0.67 | 1.1 | 2.2 | 3.7 | 5.5 |
| Max capacity beams X-X | in ³ | 0.45 | 0.67 | 1.0 | 2.2 | 3.7 | 7 |
| Installed power | HP | 3.0 | 4 | 7.5 | 10.0 | 15 | 20 |
| Shaft diameter (top / lower) | in | 2.17 / 2.17 | 2.56 / 2.56 | 2.95 / 2.95 | 3.35 / 3.35 | 4.13 / 4.13 | 5.5 / 5.5 |
| Roll diameter (OD / drive) | in | 6.9 / 5.5 | 7.7 / 5.9 | 8.9 / 6.9 | 9.8 / 7.9 | 12.2 / 9.8 | 15.5 / 12.2 |
| Free shaft length | in | 5 | 5 | 7 | 8 | 9 | 10 |
| Max daylight drive rolls | in | 3 | 4 | 5 | 6 | 6 | 7 |
| Drive on all three rolls | | Standard | Standard | Standard | Standard | Standard | Standard |
| Variable rotation speed | | Option | Option | Option | Standard | Standard | Standard |
| Type of drive | | Electric | Electric | Electric | Hydraulic | Hydraulic | Hydraulic |
| Number of drive motors | | 1 | 1 | 1 | 1 | 1 | 2 |
| Speed compensation top/lower rolls | | Slip Clutch | Slip Clutch | Slip Clutch | Slip Clutch | Slip Clutch | Hydraulic |
| Digital display for bending rolls | | Standard | Standard | Standard | Standard | Standard | Standard |
| Guide roll auto radius positioning | | Standard | Standard | Standard | Standard | Standard | Standard |
| Guide roll height adjustment | | Mech. (Hydr. on "S" version) | Mech. (Hydr. on "S" version) | Mech. (Hydr. on "S" version) | Hydraulic | Mech. (Hydr. on "S" version) | Hydraulic |
| Guide roll turn adjustment | | Mech. (Hydr. on "S" version) | Mech. (Hydr. on "S" version) | Mech. (Hydr. on "S" version) | Hydraulic | Mech. (Hydr. on "S" version) | Hydraulic |
| Guide roll length adjustment (traverse) | | Option on "S" version | Option on "S" version | Option on "S" version | Hydraulic | Option on "S" version | Option |
| Digital display for guide rolls height | | Option on "S" version | Option on "S" version | Option on "S" version | Option | Option on "S" version | Option |
| Combined execution horizontal/vertical | | Standard | Standard | Standard | Standard | Standard | Option |

| | | | | | | | |
|--|--|------------------------------|------------------------------|-----------------------------|--|---|--------------------|
| | | 2 x 2 x 3/16 to Ø20 | 2 x 2 x 5/16 to Ø20 | 3 x 3 x 5/16 to Ø30 | 3 x 3 x 3/8 to Ø33 | 4 x 4 x 1/2 to Ø48 ¹ 3-1/2 x 3-1/2 x 3/8 to Ø36 | 5 x 5 x 1/2 to Ø50 |
| | | 2 x 2 x 3/16 to Ø27 | 2 x 2 x 1/4 to Ø24 | 3 x 3 x 1/4 to Ø40 | 3 x 3 x 3/8 to Ø40 | 4 x 4 x 3/8 to Ø48 ¹ 3 x 3 x 3/8" to Ø44 | 4 x 4 x 1/2 to Ø50 |
| | | 2 x 9/16 to Ø12 | 2-1/4 x 1/2 to Ø16 | 3 x 5/8 to Ø24 | 3-1/2 x 3/4 to Ø32 3 x 1-3/8 to Ø30 | 4 x 1-1/4 to Ø36 3 x 1-1/2 to Ø30 | 5 x 1-1/8 to Ø60 |
| | | 4 x 3/4 to Ø16 | 4 x 1 to Ø20 | 6 x 1 to Ø24 | 7 x 1 to Ø20 | 8 x 1-1/2 to Ø24 | 10 x 1-1/2 to Ø40 |
| | | 1-3/8 to Ø16 | 1-1/2 to Ø20 | 1-3/4 to Ø32 | 2 to Ø24 | 2-1/2 to Ø30 | 3 to Ø60 |
| | | S3 x 5.7# to Ø32 | S4 x 9.5# to Ø32 | S5 x 10# to Ø32 | W4 x 13# to Ø24 | W6 x 16# to Ø30 | W8 x 21# to Ø32 |
| | | S3 x 5.7# to Ø32 | S4 x 9.5# to Ø32 | S5 x 10# to Ø32 | S6 x 17.25# to Ø32 | S6 x 17.25# to Ø26 | S8 x 23# to Ø26 |
| | | C3 x 6# to Ø24 | C4 x 7.25# to Ø32 | C5 x 9# to Ø32 | C6 x 13# to Ø30 | C7 x 14.75# to Ø30 | C8 x 22.8# to Ø30 |
| | | 2 x 1 x 1/8 * | 2 x 1-1/2 x 1/8 * | 2-1/2 x 1-1/2 x 3/16 * | 3 x 2 x 5/16 * | 5 x 2 x 3/16 * | 5 x 2-1/2 x 1/4 * |
| | | 1-1/2 x 1/8 * | 1-5/8 x 3/16 * | 2 x 3/16 * | 3 x 1/4 * | 3-1/2 x 1/4 * | 4 x 5/16 * |
| | | 1-1/2" Sch. 40 to Ø24 | 2" Sch. 40 to Ø24 | 2-1/2" Sch. 40 to Ø32 | 3" Sch. 80 to Ø40 | 4" Sch. 40 to Ø48 | 5" Sch. 40 to Ø60 |
| | | Max Wx=0.45 in. ³ | Max Wx=0.67 in. ³ | Max Wx=1.0 in. ³ | S3 x 7.5# to Ø40 | S5 x 9# to Ø60 | W4 x 13# to Ø120 |
| | | Max Wx=0.45 in. ³ | Max Wx=0.67 in. ³ | Max Wx=1.0 in. ³ | S3 x 7.5# to Ø40 | S5 x 9# to Ø60 | S5 x 10# to Ø100 |
| | | Max Wx=0.45 in. ³ | Max Wx=0.67 in. ³ | C3 x 3.5# * | C3 x 6# * | C5 x 6.7# * | C5 x 9# to Ø200 |

Capacities are valid for normal steel with yield point 260 N/mm² (38000PSI)
Minimum diameter depends on grade of deformation accepted

Standard Rolls

Standard Rolls and/or Spec. Rolls

| SB3S-180/SB3-180S | SB3S-240/SB3-240S | SB3-300S | SB3-330S | SB3-360S | SB3-420S | SB3-520S |
|---------------------|---------------------|-----------------------|----------------------|----------------------|-------------------------|-------------------------|
| 14 | 37 | 98 | 214 | 400 | 672 | 1,100 |
| 8.5 | 25 | 49 | 92 | 160 | 336 | 550 |
| 9.2 | 31 | 67 | 147 | 183 | 400 | 615 |
| 14 | 37 | 98 | 214 | 400 | 672 | 1,100 |
| 30 | 50 | 90 | 90 | 100 | 150 | 215 |
| 7.1 / 6.3 | 9.5 / 8.7 | 11.8 / 11.0 | 14.2 / 14.2 | 14.2 / 14.2 | 16.5 / 16.5 | 20.5 / 16.5 |
| 18.1 / 15.0 | 21.7 / 18.1 | 29.1 / 24.4 | 31.5 / 28.4 | 31.5 / 28.4 | 33.1 / 29.9 | 34/30 - 31.5/28.4 |
| 15 | 21 | 30 | 41 | 41 | 43 | 43 |
| 8 | 11 | 14 | 16 | 24 | 32 | 45 |
| Standard | Standard | Standard | Standard | Standard | Standard | Standard |
| Standard | Standard | Standard | Standard | Standard | Standard | Standard |
| Hydraulic | Hydraulic | Hydraulic | Hydraulic | Hydraulic | Hydraulic | Hydraulic |
| 2 | 2 | 3 | 3 | 3 | 3 | 4 (2 + 1 + 1) |
| Hydraulic | Hydraulic | Hydraulic | Hydraulic | Hydraulic | Hydraulic | Hydraulic |
| Standard | Standard | Standard | Standard | Standard | Standard | Standard |
| Standard | Standard | N/A | N/A | N/A | N/A | N/A |
| Hydraulic | Hydraulic | Hydraulic | Hydraulic | Hydraulic | Hydraulic | Hydraulic |
| Hydraulic | Hydraulic | Hydraulic | Hydraulic | Hydraulic | Hydraulic | Hydraulic |
| Option | Option | Hydraulic | Hydraulic | Hydraulic | Hydraulic | Hydraulic |
| Option | Option | Standard | Standard | Standard | Standard | Standard |
| Option | Option | N/A | N/A | N/A | N/A | N/A |
| 6 x 6 x 5/8 to Ø85 | 6 x 6 x 1 to Ø100 | 8 x 8 x 1-1/8 to Ø80 | 8 x 8 x 1-1/4 to Ø60 | 8 x 8 x 1-1/4 to Ø60 | 10 x 10 x 1-1/8 to Ø120 | 10 x 10 x 1-1/8 to Ø120 |
| 5 x 5 x 3/4 to Ø85 | 6 x 6 x 1 to Ø130 | 8 x 8 x 1-1/8 to Ø100 | 8 x 8 x 1-1/4 to Ø70 | 8 x 8 x 1-1/4 to Ø70 | 10 x 10 x 1-1/8 to Ø130 | 10 x 10 x 1-1/8 to Ø130 |
| 6 x 1-3/8 to Ø40 | 8 x 2 to Ø48 | 10 x 2-3/8 to Ø80 | 12 x 3-3/4 to Ø96 | 16 x 3 to Ø120 | 20 x 5 to Ø120 | 24 x 4-1/2 to Ø144 |
| 10 x 2 to Ø45 | 16 x 2-3/8 to Ø48 | 18 x 3 to Ø60 | 20 x 4 to Ø80 | 24 x 4-1/2 to Ø80 | 32 x 7 to Ø96 | 32 x 8 to Ø80 |
| 3-1/2 to Ø40 | 5 to Ø60 | 6 to Ø80 | 8 to Ø80 | 10 to Ø80 | 12 to Ø96 | 15 to Ø120 |
| W12 x 35# to Ø45 | W12 x 58# to Ø60 | W24 x 117# to Ø80 | W40 x 211# to Ø160 | W40 x 324# to Ø200 | W40 x 503# to Ø200 | W40 x 593# to Ø200 |
| S12 x 50# to Ø40 | S18 x 70# to Ø48 | S24 x 121# to Ø80 | S24 x 121# to Ø80 | S24 x 121# to Ø60 | S24 x 121# to Ø60 | S24 x 121# to Ø60 |
| MC12 x 45# to Ø40 | MC 18 x 58# to Ø80 | MC 18 x 58# to Ø50 | MC 18 x 58# to Ø40 | MC 18 x 58# to Ø60 | MC 18 x 58# to Ø60 | MC 18 x 58# to Ø80 |
| 6 x 3 x 1/2* | 10 x 6 x 3/8** | 12 x 8 x 1/2** | 16 x 8 x 1/2** | 20 x 12 x 1/2** | 24 x 22 x 1/2** | 30 x 24 x 5/8** |
| 5 x 5 x 3/8** | 8 x 8 x 3/8** | 10 x 10 x 3/8** | 12 x 12 x 1/2** | 16 x 16 x 1/2** | 22 x 22 x 5/8** | 30 x 30 x 1/2** |
| 6" Sch. 40 to Ø80 | 8" Sch. 100 to Ø200 | 12" Sch. 60 to Ø400 | 18" Sch. 40 to Ø600 | 20" Sch. 40 to Ø600 | 24" Sch. 60 to Ø600 | 28" x 3/4 wall to Ø600 |
| W6 x 20# to Ø200 | W8 x 40# to Ø160 | W12 x 58# to Ø300 | W16 x 100# to Ø700 | W24 x 146# to Ø1500 | W30 x 211# to Ø2400 | W40 x 264# to Ø2700 |
| S6 x 17.25# to Ø120 | S10 x 25.4# to Ø350 | S12 x 50# to Ø300 | S15 x 50# to Ø500 | S24 x 121# to Ø1200 | W27 x 235# to Ø1600 | W36 x 302# to Ø2000 |
| C7 x 14.75# to Ø200 | C9 x 20 to Ø240 | C12 x 30# to Ø300 | C15 x 50# to Ø500 | MC18 x 58# to Ø400 | MC18 x 58# to Ø400 | MC 18 x 58# to Ø400 |

Pipe Rolls Required

Optional Equipment Required

© 2013 -2018 SweBend - All Rights Reserved

THE SB4 SERIES



THE SB4 SERIES

The SB4 (Section Bending 4-roll) series with the SweBend SEVEN CNC system is ideal for repetitive series production. The double pinch bending mechanism allows for optimal results in only one pass, which equals reduced production time! The bending precision and ease of use allows for the mass production of complex shapes and radii transitions. Through advanced Swedish engineering and knowledge of components we can guarantee the highest prebending power and drive torque compared to all similar sized machines on the market.

The SB4 series ranges from SB4-55 and larger

- Type "B" is our basic model without guide rolls
- Type "S" is with fully hydraulic guide rolls, allowing you to bend and compensate/correct all types of sections.






FEATURES

● THE SB4 MACHINES

- The ideal choice for automotive and aerospace industry.
- The best bending results ensured by the tight machine geometry and special tooling
- Special rolls for all types of extrusions and sections
- Special equipment like turning- and twisting units enables 3D bending of even the most complex sections.

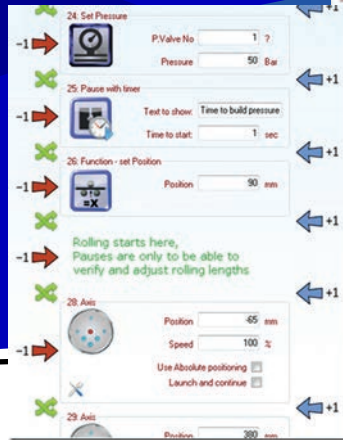


- Unique hydraulic solutions which in combination with our CNC type SEVEN GOLD makes it possible to interpolate ALL machines axis at the same time!
- Possibility to add Push & Turn Unit (PTU) which in combination with the mandrel device makes it possible to bend the smallest radius as well as 3D bends.



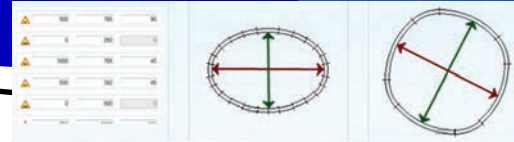
~ EXTENDED FEATURE ~

SEVEN – SWEBEND'S CNC CONTROL SYSTEM



Easy, user friendly graphical interface

Available in more than 30 languages!



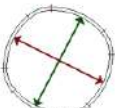
Templates to get you up and running fast.

THE POWER OF "SEVEN"

No two bending applications are the same. Many factors, including material size and thickness, mechanical properties, spring back, diameter, etc. can influence the bending requirements necessary to roll an acceptable part. With the SEVEN CNC system, we can help take the guess work out of your rolling operation. **The precision bending assistant IRMA**, will easily accommodate for minor variations that are commonly found in all materials, which gives you the ultimate control over the entire rolling process. Design any shape possible with **ADAM - The Automated Design Assistant Manager** and create precise production planning with the **SEVEN Simulator** which estimates the cycle time, runs the program in your preferred time-scale and calculates valuable data. Unsure of how much control you'll need? We'll optimize the number of CNC-controlled axes for your bending requirements.



IRMA



ADAM



Simulator



The SEVEN Control Panel

PERFECTLY MATCHED TO YOUR REQUIREMENTS

The SEVEN CNC is available in several versions depending on your specific requirements. Choose from CPUs with differing processing speeds, touch screen monitors from 6.5" to 19", enhanced software features and the number of CNC- controlled axes.

All SEVEN CNC systems feature components from Beckhoff of Germany, whose quality and worldwide presence ensures a stable hardware platform for many years to come., All systems come with online support via TeamViewer to assist you with programming questions and troubleshooting any issues with the machine.

In addition, the SEVEN CNC can be adapted to integrate your auxiliary equipment, such as robots, material handling equipment, etc.

FOR NEW & OLD MACHINES




We'll upgrade your old machine (with or without CNC) and train your operators in only three days!

BLUETOOTH CONTROL UNIT

Control your machine's functions from anywhere in the room. The Bluetooth protocol handles 24 digital signals (directional signals), 2 analog signals and 4 position signals (digital readouts). Thanks to the control unit's high adaptability it can control almost any type of bending machine in the industry.

Customized for you - you're the final voice, SweBend will set up the control according to your wishes!





SERVICES

Services & overhauling – more economical than an unexpected breakdown



TRAINING

Even the best machines require skilled operators, and therefore we offer training as well. This can be done in your workshop, using your specific equipment and products, in order to make it as efficient as possible. We offer general or customer-specific training programs for rolling, CNC controls (basic and advanced) and maintenance.



SERVICE & OVERHAULING

To get maximum performance from your machines, it is important to keep them in good shape. Let us perform your next service, and at the same time check the overall machine condition for you.



REFURBISHED MACHINE

With a large network of representatives and agents around the world, we also have new and used bending and forming machines available for quick delivery. Ask us for our selection of such machines.

A smaller repair at an early stage is more economical than a unexpected breakdown later on (and those always come when things are really busy, don't they?). We also do full overhauling jobs, modifications and upgrades on old machines. This includes mechanical, hydraulic, electrical and CNC controls.



SPARE PARTS

Even for the very best of machines, things can happen and you may need spare parts urgently. This could be an oil filter, a joystick, a push button, an encoder or a hydraulic valve, but regardless which part it is, do not hesitate to ask us for a quote. Be assured we will always do our utmost to get you the replacement part in the shortest possible time.



ABOUT SWEBEND

The story of SweBend originates with Roundo®, once considered the worlds best bending machine manufacturer, with clients such as Rolls-Royce, John Deere, Toyota, Volvo and over 16,000 machines delivered all over the world. When the founder passed away, Peter Nilsson, whom he had mentored for almost 30 years, was appointed as his successor. Following a change of ownership at the company and the ensuing bankruptcy and closing of the Roundo factory in Sweden, Peter decided to work on a new venture, and joined by Roundo's best, brightest and most experienced team members, they combined their bending machine expertise – and SweBend was born.

Now, our sophisticated yet user-friendly machines supply the world's leading bending companies such as Barnshaws, Danvals, Den Oudsten, Kersten Europe, Sjölund, Van Rijsoort, etc. with perfect bending results which are produced effortlessly yet efficiently. Through innovation, profound quality thinking and unmatched engineering expertise, we take great pride in building machines that have the market's highest return on investment, a reason why so many loyal clients keep coming back to us to solve their toughest bending problems.

By breaking down our clients' bending challenges and then explaining to our customers the fundamental theory behind it, we produce modern, powerful and specifically purposed bending machines. The sophisticated functionality of our machines is easily mastered by our clients as we assist them in becoming expert benders.

Located in Sweden, with renowned Swedish quality and a client-focused mindset, our passion for developing high-end bending machines has been recognized by clients all over the world. Through our vast knowledge of bending increasingly challenging materials, we continuously update our machines' technology with more sensors, better controls and improved software functionality. (Ask us about our renowned CNC system "SEVEN"; we can update old and even analog machines).

Our clients value long term quality investments and choose the path of innovation, unmatched expertise and a powerful worldwide support network consisting of an increasing list of trusted resellers.

We look forward to working with you. Ask us about our section-, plate- and tube bending rolls, CNC systems, flighting, augers and spiraling machines, special rolls and tooling, and more!

The Roundo name is now a registered trademark of Boldrini S.r.l.

SB3-360s



LONG TERM RESELLERS

We continuously expand our network of resellers.
Ask us for a reseller close to You!



TRILOGY MACHINERY, INC.
North America & Mexico
www.trilogymachinery.com
inquiry@trilogymachinery.com



WATER JET SWEDEN,
United Kingdom
www.waterjetsweden.co.uk
info@wjsuk.com



PETRONIC S.R.O.
Czech Republic
www.petronic.cz
petronic@petronic.cz



WATER JET SWEDEN, PACIFIC
China
www.wjs-pacific.cn
info@wjs-pacific.cn



POL-SVER
Poland
www.polsver.pl
polsver@polsver.pl



I.P. MASKINER AS,
Denmark
www.ip-maskiner.dk
info@ipmaskiner.dk



WJS MACHINE TOOLS
United Kingdom
www.wjsuk.com
info@wjsuk.com



ERLANDSSON & HJORT
Sweden
www.erlandsson-hjorth.se
info@erlandsson-hjorth.se



VENEMA BIEGETEC GMBH
Germany
www.venema-biegetec.com
info@venema-biegetec.com



J VENEMA BV
Belgium, Holland, Luxemburg
www.venemabv.com
j.venema@venema-bv.com



MEIDELL
Norway
www.meidell.no
post@meidell.no



POWER MACHINERY
Australia
www.powermachinery.com.au
info@powermachinery.com.au



METECH ENTERPRISE CO
Taiwan
www.metech-web.com.tw
info@metech-web.com.tw



OY GRÖNBLOM AB
Finland
www.gronblom.fi
gronblom@gronblom.fi



HILLI MASKIN
Sweden
www.hilli.se
mail@hilli.se



TER THAI COMPANY LIMITED
Thailand
www.terthai.com
httc168@yahoo.com.tw



MP PLUS
France
www.mpplus.fr
info@mpplus.fr



TECTOOL
Brazil
www.tectool.com.br
tectool@tectool.com.br



LLC RUTEKH
Russia
info@rutekh.ru



THE STRONGEST, MOST SOPHISTICATED AND
MOST RELIABLE BENDING MACHINES ON THE MARKET,
WORLDWIDE.

+46 70 970 5160

SALES@SWEBEND.COM

WWW.SWEBEND.COM

ADDRESS:
BELEVÄGEN 6 281 43 HÄSSLEHOLM,
SWEDEN



EXCLUSIVE NORTH AMERICAN DISTRIBUTOR:



TRILOGY MACHINERY, INC.
P. O. BOX 70, BELCAMP, MD 21017
PHONE - 1-410-272-3600
FAX - 1-410-272-36010
OFFICES & SHOWROOM:
4610 MERCEDES DRIVE, BELCAMP, MD 21017
WWW.TRILOGYMACHINERY.COM
INQUIRY@TRILOGYMACHINERY.COM

FOLLOW US

